

Unleash the Power of Energy Healing: A Comprehensive Guide to Chakras, Symbols, and Hand Positions

Unlock the Secrets of Energy Medicine

CHAKRA MUDRAS & MANTRAS

OM		CROWN CHAKRA Sahasrara		Hands in front of your stomach, fingers interlaced. All fingers pointing upwards. Chakra Sound: long A-A-A-U-U-M
OM		THIRD EYE CHAKRA Ajna		Hands in front of the lower part of your chest. Middle fingers tip touching, other fingers bent at first joint. Chakra Sound: long A-A-A-U-U-M
HAM		THROAT CHAKRA Vishuddha		Hands by stomach, fingers interlaced & thumb tips touching. Focus on the throat area. Chakra Sound: long A-A-A-M
TAM		HEART CHAKRA Anahata		Right hand index finger & thumb touching at heart centre, left hand in same mudra resting on the knee. Chakra Sound: long Y-A-A-A-M
RAM		SOLAR PLEXUS CHAKRA Manipura		Join both of the palms together and place your hands in front of your stomach pointing outwards. Chakra Sound: long R-A-A-A-M
VAM		SACRAL CHAKRA Svadhishthana		Place hands on your hips with your palms facing upwards. Right palm resting on top of the left. Chakra Sound: long V-A-A-A-M
LAM		ROOT CHAKRA Muladhara		Thumb & index fingers of your hands touch. Sit in the lotus position and place your hands on the knees. Chakra Sound: long L-A-A-A-M

TCNAKRSTORE.COM

Discover the ancient art of energy healing and empower yourself to enhance your physical, emotional, and spiritual well-being. "How To Activate Energy Healing With Chakras Symbols And Hand Positions" is a comprehensive guidebook that equips you with everything you need to know about this transformative healing modality.



Reiki Healing Handbook: How to Activate Energy Healing with Chakras, Symbols, and Hand Positions

by Nathalie Jaspar

★★★★☆ 4.7 out of 5

Language	: English
File size	: 4532 KB
Text-to-Speech	: Enabled
Enhanced typesetting	: Enabled
Word Wise	: Enabled
Print length	: 168 pages
Lending	: Enabled
Screen Reader	: Supported



What is Energy Healing?

Energy healing is a holistic approach that focuses on manipulating the flow of energy within the body. It is believed that blockages or imbalances in this energy can lead to various ailments. By using specific techniques such as symbols, hand positions, and meditation, energy healers can clear these blockages, restore balance, and promote healing.

The Chakras: Energy Centers of the Body

At the heart of energy healing lies the concept of chakras. Chakras are energy centers located along the spine that govern different aspects of our

being, from physical health to spiritual connection. Each chakra has its own unique vibration, color, and symbol.

This book provides in-depth descriptions of each chakra, explaining their functions, associated organs, and ways to activate them. You'll learn about the Root Chakra, Sacral Chakra, Solar Plexus Chakra, Heart Chakra, Throat Chakra, Third Eye Chakra, and Crown Chakra.

Symbols and Hand Positions for Chakra Healing

Symbols and hand positions are powerful tools used in energy healing to focus and amplify the flow of energy. This book presents a rich collection of sacred symbols and precise hand positions that correspond to each chakra.

You'll discover ancient symbols such as the Tree of Life, the Om symbol, and the Sanskrit seed syllables. Each symbol carries a specific energy and vibration that can help you balance and heal your chakras.

In addition, the book provides detailed instructions on how to place your hands in specific positions on or around the body to activate and balance the chakras effectively.

Step-by-Step Healing Techniques

Beyond theory, "How To Activate Energy Healing With Chakras Symbols And Hand Positions" offers practical step-by-step techniques that you can follow to heal yourself and others. These techniques are easy to learn and can be incorporated into your daily routine.

You'll learn how to:

* Use visualization and affirmation to activate your chakras * Perform self-energy healing sessions * Give energy healing to others * Use crystals and essential oils to enhance your healing sessions * Create a sacred healing space

Benefits of Energy Healing

The benefits of energy healing are vast and profound. By activating and balancing your chakras, you can:

* Improve physical health and vitality * Reduce stress and anxiety * Enhance emotional well-being * Deepen spiritual connection * Manifest your goals and desires * Promote overall peace, harmony, and balance in your life

Testimonials


"This book has been an invaluable resource for my energy healing practice. The clear explanations and step-by-step instructions have empowered me to heal myself and others with confidence." - Sarah, Certified Energy Healer

"The symbols and hand positions provided in this book are incredibly powerful. I've noticed a significant improvement in my energy levels and overall well-being since incorporating them into my daily routine." - John, Yoga Teacher and Energy Practitioner

Call to Action

If you're ready to embark on a journey of self-healing and transformation, Free Download your copy of "How To Activate Energy Healing With Chakras Symbols And Hand Positions" today. This comprehensive guide

will empower you with the knowledge and techniques you need to harness the power of energy healing and unlock your true potential.




Reiki Healing Handbook: How to Activate Energy Healing with Chakras, Symbols, and Hand Positions

by Nathalie Jaspar


★★★★☆ 4.7 out of 5

- Language : English
- File size : 4532 KB
- Text-to-Speech : Enabled
- Enhanced typesetting : Enabled
- Word Wise : Enabled
- Print length : 168 pages
- Lending : Enabled
- Screen Reader : Supported



Unlock Your Thyroid's True Potential: Healing Hashimoto Naturally

The Empowering Guide to Reclaiming Your Health from Hashimoto's Are you ready to embark on a transformational journey towards optimal thyroid...



Beyond Hot Yoga: Journey into the Depths of Patterns, Practice, and Movement

Beyond the sweltering heat of a hot yoga studio lies a vast and transformative landscape of yoga, one that extends far beyond the physical postures and poses. In "Beyond...